## MALE END VIEW



1 = BROWN
2 = WHITE/GREY
3 = BLUE/GREY
4 = BROWN/GREY
5 = BLACK/YELLOW
6 = WHITE/YELLOW
7 = BLUE/YELLOW
8 = BROWN/YELLOW
9 = BLACK/RED
10 = WHITE/RED
11 = BLUE/RED
12 = BROWN/RED
13 = BLACK
14 = WHITE
15 = BLUE
16 = BLACK/GREY
17 = BROWN/ORANGE
18 = WHITE/ORANGE
19 = BLACK/ORANGE
20 = BLACK/GREEN
21 = WHITE/GREEN
22 = BLUE/GREEN
23 = BROWN/GREEN
24 = BLUE/ORANGE
25 = GREEN/YELLOW
26 = GRAY
27 = ORANGE
28 = N/C

DRAIN/SHIELD

## FEMALE END VIEW



## SPECIFICATIONS

| | |
|---|---|
| CONTACT CARRIER MATERIAL | NYLON or PBT |
| CONTACT MATERIAL/PLATING | BRASS/GOLD |
| COUPLING NUT MATERIAL/PLATING | BRASS/NICKEL |
| MOLDED HEAD MATERIAL/COLOR | TPU/BLACK |
| RATED CURRENT [A] | 3.0 A |
| RATED VOLTAGE [V] | 150 V |
| OUTER JACKET MATERIAL/COLOR | PVC/YELLOW |
| CONDUCTOR INSULATION MATERIAL | PVC |
| NUMBER OF CONDUCTORS [AWG] | 27x22 AWG |
| DRAIN/SHIELD | 22 AWG/ALUM.-POLYESTER FOIL |
| PROTECTION CLASS | IEC IP67 |
| TEMPERATURE | -40°C TO +105°C (-40°F TO +221°F) |

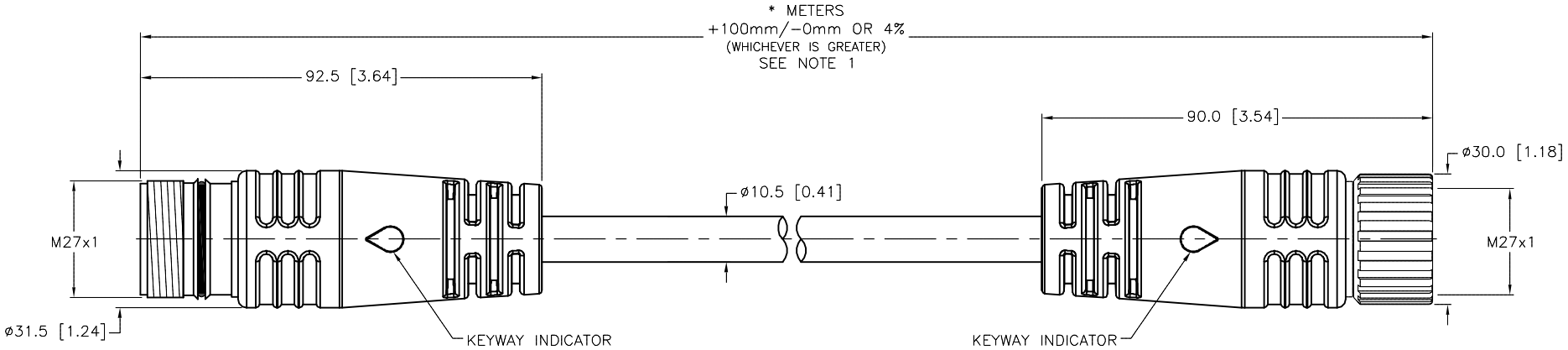


**SOURCE DRAWING - FOR REFERENCE ONLY**

NOTES:

1. "*" INDICATES CABLE LENGTH IN METERS. CONTACT TURCK TO ORDER SPECIFIC LENGTHS.

| REV | DESCRIPTION | BY | DATE | ECO NO. |
|---|---|---|---|---|
| D | UPDATE RATED CURRENT SPECIFICATIONS | KMY | 07/24/14 | 46464 |

RELATED DOCUMENTS
1.
2.
3.
4.

3RD ANGLE PROJECTION

THIS DRAWING IS CONFIDENTIAL AND THE PROPERTY OF TURCK INC. USE OF THIS DOCUMENT WITHOUT WRITTEN PERMISSION IS PROHIBITED.

TURCK

3000 CAMPUS DRIVE
MINNEAPOLIS, MN 55441
1-800-544-7769
(763) 553-7300
(763) 553-0708 fax
www.turck.us

MATERIAL: SEE SPECIFICATIONS

FINISH: SEE SPECIFICATIONS

ALL DIMENSIONS DISPLAYED ON THIS DRAWING ARE FOR REFERENCE ONLY

CONTACT TURCK FOR MORE INFORMATION

DRFT: RWC
DATE: 05/01/07
APVD:
SCALE: 1=1.5

UNIT OF MEASUREMENT
**MILLIMETER [ INCH ]**
DO NOT SCALE THIS DRAWING

DESCRIPTION: DSSM DKM 28-061-*

IDENTIFICATION NO.:

REV: D

FILE: 777015967

SHEET 1 OF 1